SL75A-3G

外观图 Dimension drawing

（保留修改 Modifications reserved）

风冷机组 Air cooled

X.Y.Z.0

日期 Date： Mar. 3. 2018

符号 Mark	用途或名称 use(name)	符号 Mark	用途或名称 use(name)
Ⓐ	冷空气进口 Cooling air inlet	Ⓕ	维修保养端 Service side
Ⓑ	热空气出口 Hot air outlet	Ⓖ	电源线入口 Ø100 Power entrance
Ⓒ	电控箱热空气出口 Hot air outlet (Switch box)		联控线入口 Ø45 Joint control entrance
Ⓓ	压缩空气接口 Compressed air connection	Ⓗ	控制面板 Operation panel
Ⓔ	电控箱冷空气进口 Cooling air inlet (Switch box)	Ⓙ	最小维修空间1500mm Min. wall clearance 1500mm

重量 Weight	
型号 Type	Kg
SL75A-3G	4000

Ⓓ 法兰详图 Flange detial

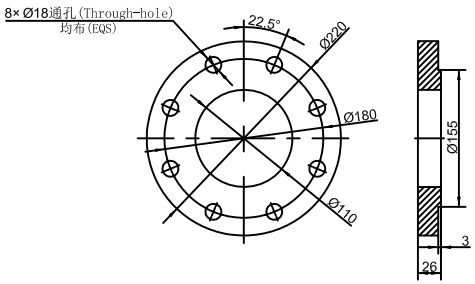

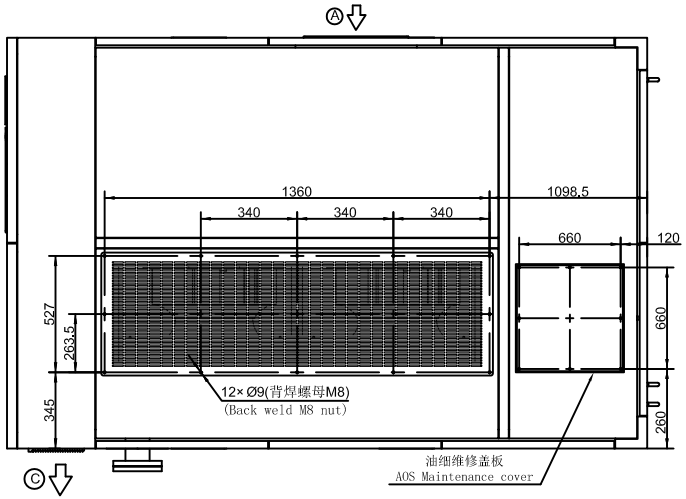
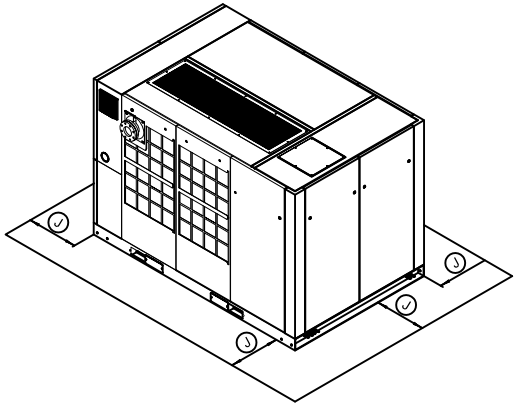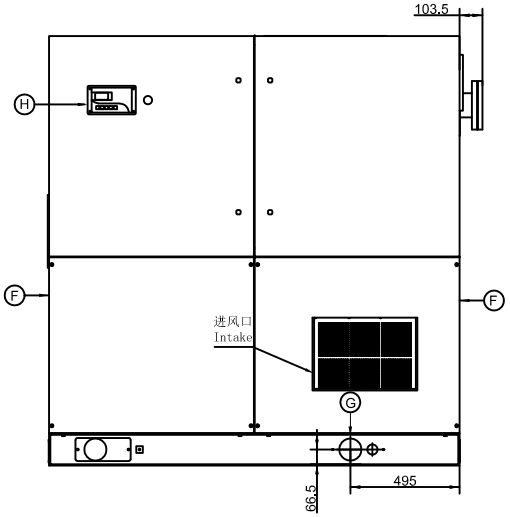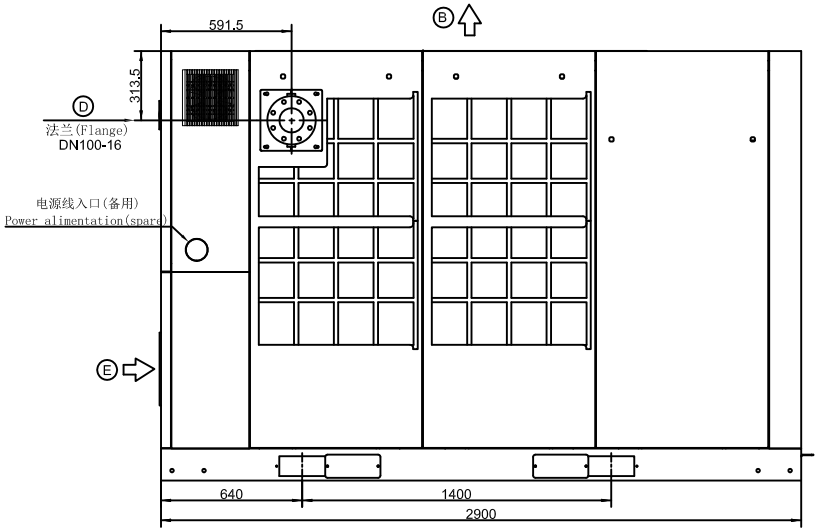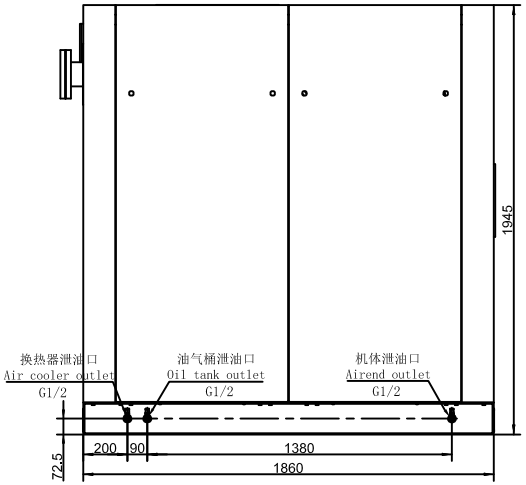
维修空间范围示意